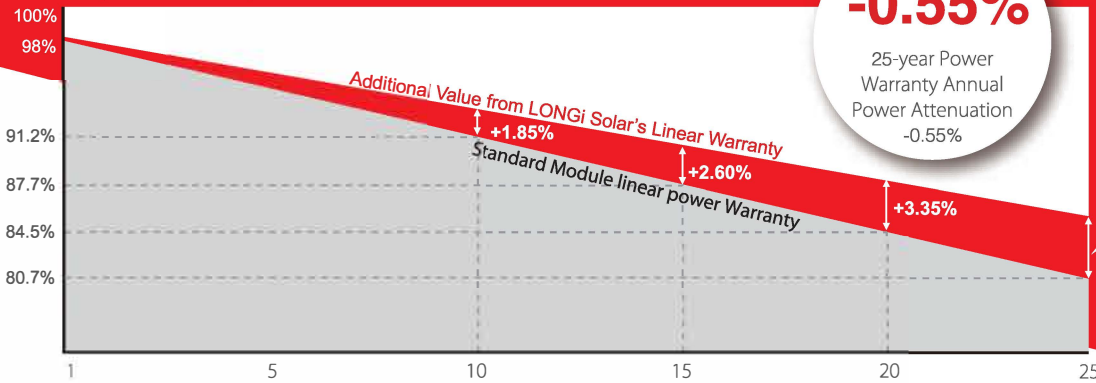


# LR4-72HPH 425~455M



**High Efficiency  
Low LID Mono PERC with  
Half-cut Technology**

12-year Warranty for Materials and Processing;  
25-year Warranty for Extra Linear Power Output



**-0.55%**

25-year Power  
Warranty Annual  
Power Attenuation  
-0.55%

**+4.10%**

### Complete System and Product Certifications

- IEC 61215, IEC 61730, UL 61730
- ISO 9001:2008: ISO Quality Management System
- ISO 14001: 2004: ISO Environment Management System
- TS62941: Guideline for module design qualification and type approval
- OHSAS 18001: 2007 Occupational Health and Safety



\* Specifications subject to technical changes and tests.  
LONGi Solar reserves the right of interpretation.

**Positive power tolerance** (0 ~ +5W) guaranteed

**High module conversion efficiency** (up to 20.9%)

**Slower power degradation** enabled by Low LID Mono PERC technology: first year <2%, 0.55% year 2-25

**Solid PID resistance** ensured by solar cell process optimization and careful module BOM selection

**Reduced resistive loss** with lower operating current

**Higher energy yield** with lower operating temperature

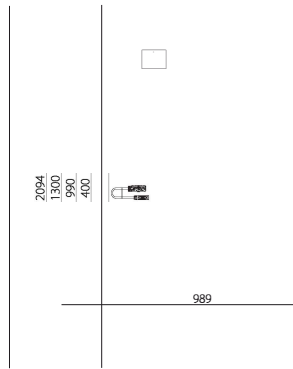
**Reduced hot spot risk** with optimized electrical design and lower operating current



Note: Due to continuous technical innovation, R&D and improvement, technical data above mentioned may be of modification accordingly. LONGi have the sole right to make such modification at anytime without further notice; Demanding party shall request for the latest datasheet for such as contract need, and make it a consisting and binding part of lawful documentation duly signed by both parties.

# LR4-72HPH 425~455M

## Design (mm)



**A A** Units: mm(inch)  
**Tolerance:**  
 Length: ±2mm  
 Width: ±2mm  
 Height: ±1mm  
 Pitch-row: ±1mm  
**B-B**

## Mechanical Parameters

Cell Orientation: 144 (6×24)  
 Junction Box: IP68, three diodes  
 Output Cable: 4mm<sup>2</sup>, 300mm in length,  
 length can be customized  
 Glass: Single glass  
 3.2mm coated tempered glass  
 Frame: Anodized aluminum alloy frame  
 Weight: 23.5kg  
 Dimension: 2094×1038×35mm  
 Packaging: 30pcs per pallet  
 150pcs per 20'GP  
 660pcs per 40'HC

## Operating Parameters

Operational Temperature: -40℃ ~ +85℃  
 Power Output Tolerance: 0 ~ +5 W  
 Voc and Isc Tolerance: ±3%  
 Maximum System Voltage: DC1500V (IEC/UL)  
 Maximum Series Fuse Rating: 20A  
 Nominal Operating Cell Temperature: 45±2℃  
 Safety Class: Class II  
 Fire Rating: UL type 1 or 2

## Electrical Characteristics

Note: Data only for the Pmax 425M

Model Number	LR4-72HPH-425M		LR4-72HPH-430M		LR4-72HPH-435M		LR4-72HPH-440M		LR4-72HPH-445M		LR4-72HPH-450M		LR4-72HPH-455M	
	STC	NOCT	STC	NOCT	STC	NOCT	STC	NOCT	STC	NOCT	STC	NOCT	STC	NOCT
Maximum Power (Pmax/W)	425	317.4	430	321.1	435	324.9	440	328.6	445	332.3	450	336.1	455	339.8
Open Circuit Voltage (Voc/V)	48.3	45.3	48.5	45.5	48.7	45.7	48.9	45.8	49.1	46.0	49.3	46.2	49.5	46.4
Short Circuit Current (Isc/A)	11.23	9.08	11.31	9.15	11.39	9.21	11.46	9.27	11.53	9.33	11.60	9.38	11.66	9.43
Voltage at Maximum Power (Vmp/V)	40.5	37.7	40.7	37.9	40.9	38.1	41.1	38.3	41.3	38.5	41.5	38.6	41.7	38.8
Current at Maximum Power (Imp/A)	10.50	8.42	10.57	8.47	10.64	8.53	10.71	8.59	10.78	8.64	10.85	8.70	10.92	8.75
Module Efficiency(%)	19.6		19.8		20.0		20.2		20.5		20.7		20.9	

STC (Standard Testing Conditions): Irradiance 1000W/m<sup>2</sup>, Cell Temperature 25℃, Spectra at AM1.5

NOCT (Nominal Operating Cell Temperature): Irradiance 800W/m<sup>2</sup>, Ambient Temperature 20℃, Spectra at AM1.5, Wind at 1m/s

## Temperature Ratings (STC)

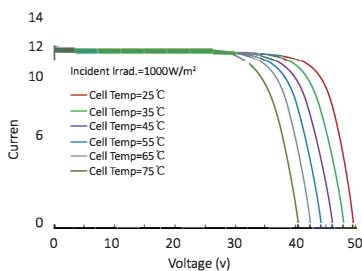
**Temperature Coefficient of Isc** +0.048%/℃  
**Temperature Coefficient of Voc** -0.270%/℃  
**Temperature Coefficient of Pmax** -0.350%/℃

## Mechanical Loading

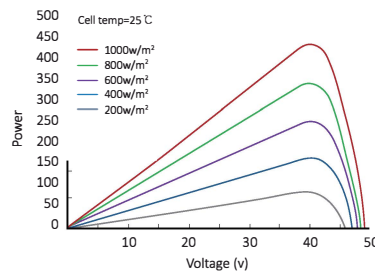
**Front Side Maximum Static Loading** 5400Pa  
**Rear Side Maximum Static Loading** 2400Pa  
**Hailstone Test** 25mm Hailstone at the speed of 23m/s

## I-V Curve

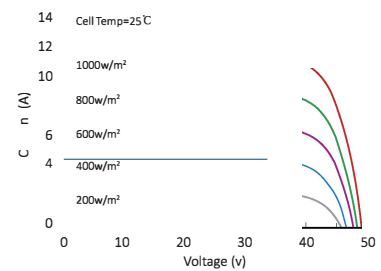
Current-Voltage Curve (LR4-72HPH-440M)



Power-Voltage Curve (LR4-72HPH-440M)



Current-Voltage Curve (LR4-72HPH-440M)



+1-866-258-0110  
 sales@chargesolar.com  
 www.chargesolar.com

Note: Due to continuous technical innovation, R&D and improvement, technical data above mentioned may be of modification accordingly. LONGI have the sole right to make such modification at anytime without further notice; Demanding party shall request for the latest datasheet for such as contract need, and make it a consisting and binding part of lawful documentation duly signed by both parties.