


DRIVE MOTION LITHIUM DATA SHEET



LFP12.8V300AH (8D)



Electrical Specifications

Nominal Voltage	12.8 V
Nominal Capacity	300 Ah
Energy	3840 Wh
Self Discharge	≈ 3% per month
Efficiency	>98%
Parallel Support	Yes, Max 2 Sets
Series Support	Yes, Max 4 Sets

Discharge Specifications

Max. Discharge Current	100 A
End of Discharge Voltage	11.2 V
Pulse Discharge Current	270 A @ 10s
Low Voltage Disconnect	Cell voltage < 2.5V
Low Voltage Reconnect	Cell voltage > 2.8V

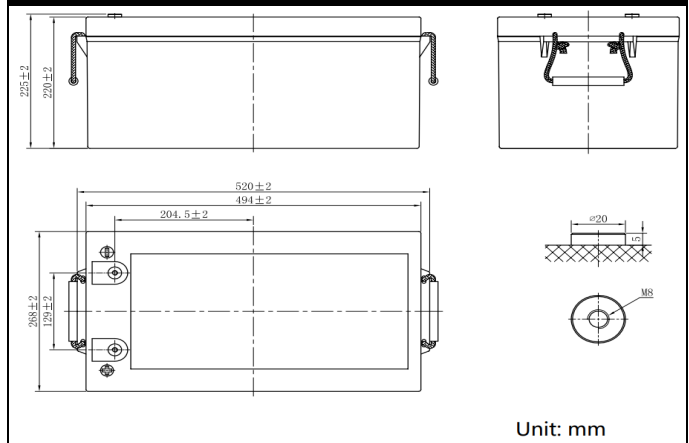
Charge Specifications

Charging Voltage	14.6 V
Max. Charging Current	100 A
Recommended Charging Current	20 A - 80 A
High Voltage Disconnect	Cell voltage > 3.7V
High Voltage Reconnect	Cell voltage < 3.45V

Temperature Specifications

Discharge Temperature	-20°C - +55°C (-4°F - +131°F)
Charge Temperature	-20°C - +55°C (-4°F - +131°F)
Storage Temperature	-10°C - +45°C (14°F - +113°F)
High Temperature Disconnect	+75°C (+167°F)
High Temperature Reconnect	+70°C (+158°F)
Low Temperature Disconnect	-20°C (-4°F)
Low Temperature Reconnect	-15°C (5°F)

Dimensional Specifications



Mechanical Specifications

Dimensions (Group 8D)	522 x 268 x 220 20.55 x 10.55 x 8.66
Weight	32 Kg (70.5 lbs)
Terminal Type	M8
Terminal Torque	9.8N/m
Enclosure Protection	IP65

Selfheating Specifications

Heating Temperature	-20°C - +10°C (-4°F - +50°F)
Activation Voltage	14.6 V
Heating Current	7 A
Heating Power	100 W

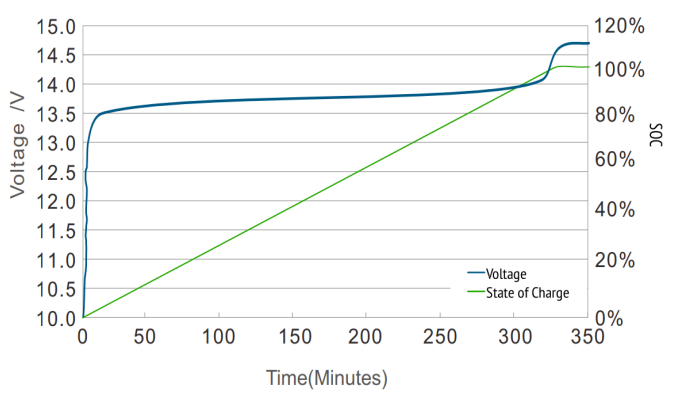
Conception & Compliance

Conception	4S3P
Cell Type	Grade A Prismatic LiFePO4 cells (100Ah)
Certifications	UN38.3 & CE (battery), UL1642 (cells)
Shipping Classification	UN 3480, CLASS 9

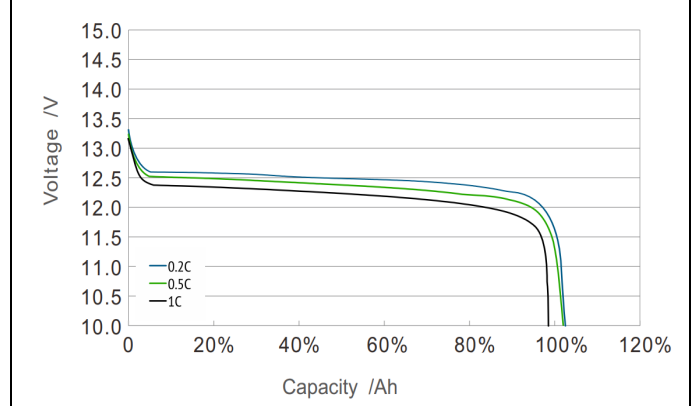
DRIVE MOTION LITHIUM DATA SHEET



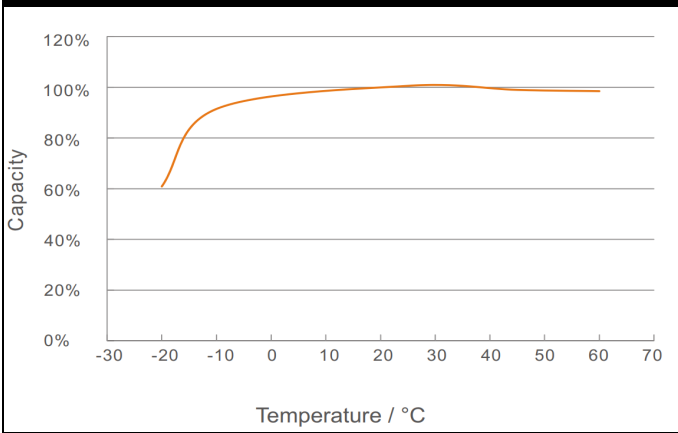
**Charge Voltage & State of Charge (SOC)
0.2C@25°C (77°F)**



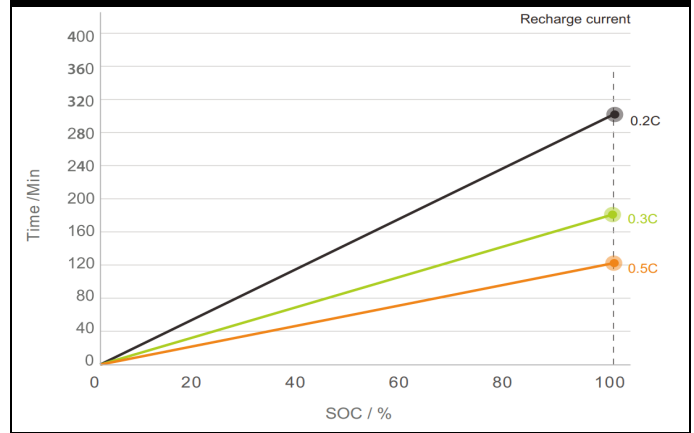
**Discharge Voltage Characteristics at
Various Rates 25°C (77°F)**



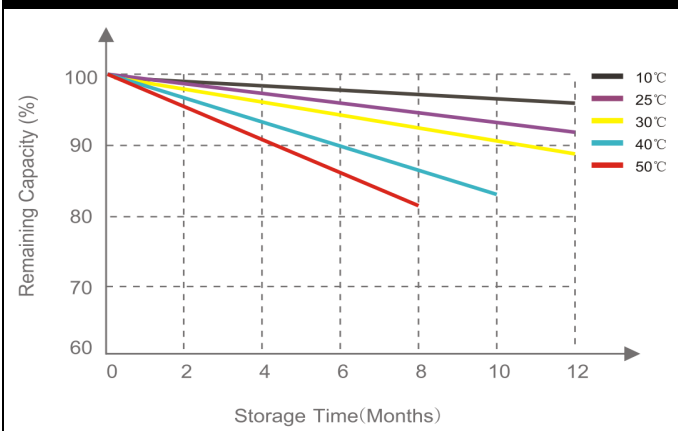
Capacity at Different Temperatures



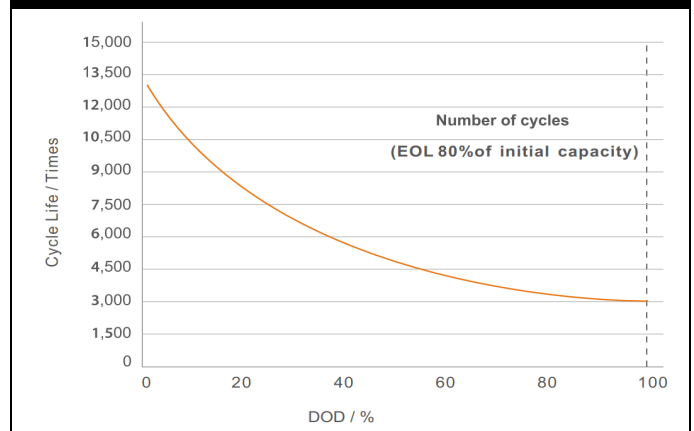
Typical Recharge Time



Self Discharge Curve at Different Temperatures



Typical Cycle Life



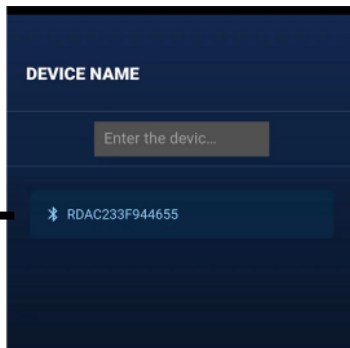


Bluetooth App User Guide

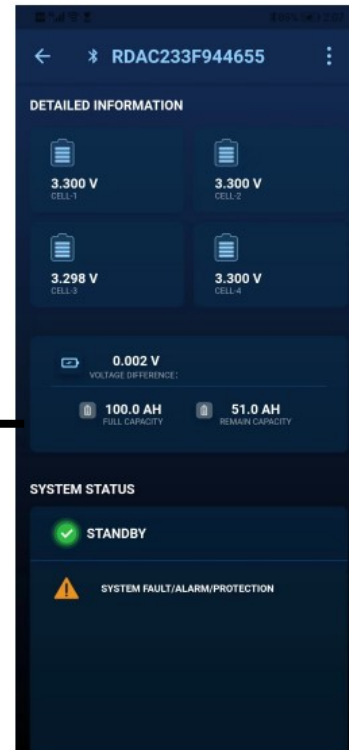
Note to user: If the battery receives no charge or is not discharged for over 60 mins, the battery will enter sleep mode. To wake up the battery, simply apply a charge or load and the battery will be visible and ready for pairing in the app.



Download
links



Bluetooth ID



Cell Voltage

Cell Voltage Difference

Remaining Capacity

Rated Capacity

Status: Standby,
Charge or Discharge

Alarm & Protection:

- Low temp. alarm
- Low temp. protection
- High temp. alarm
- High temp. protection
- Low voltage alarm
- Low voltage protection
- Over current alarm
- Short current protection



State of Charge

Battery Voltage

Battery Current

Charge & discharge
MOS control status

Rated Capacity

Battery temperature

Number of cycles